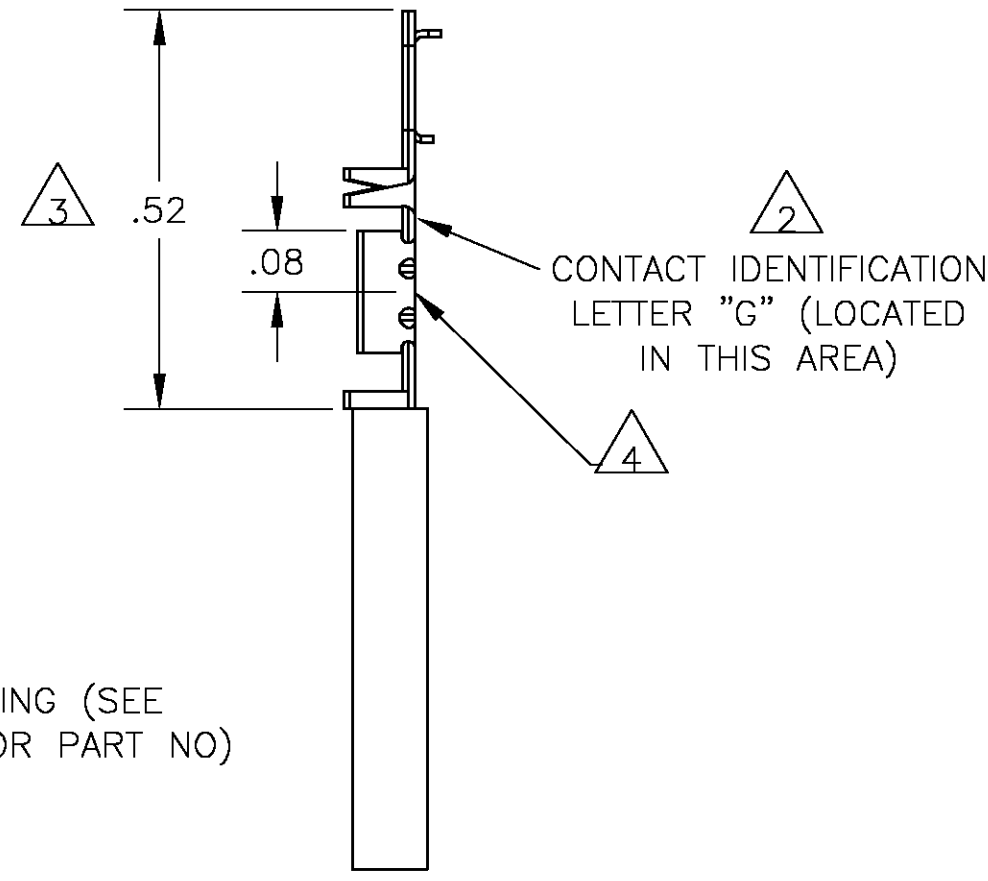
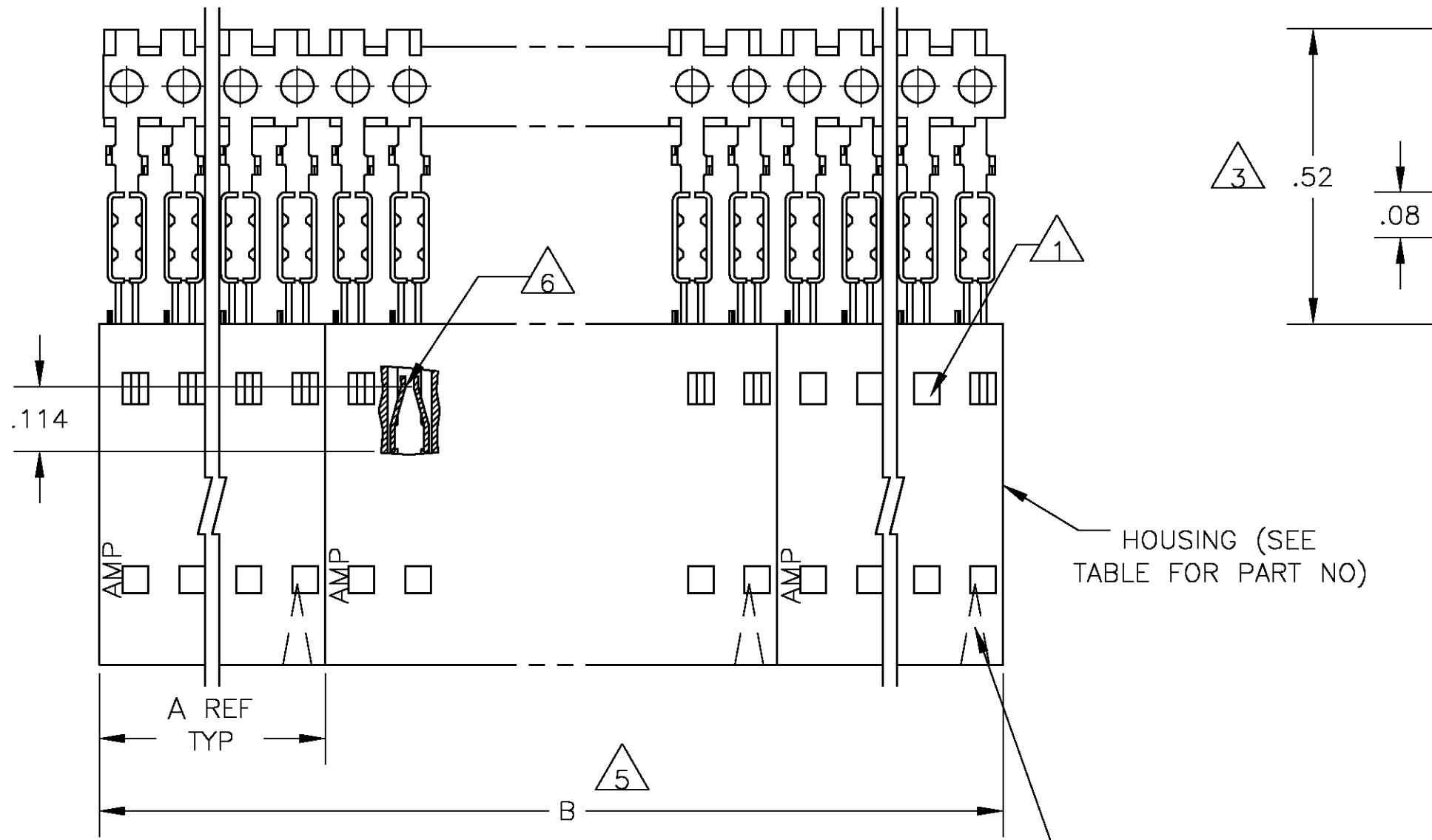
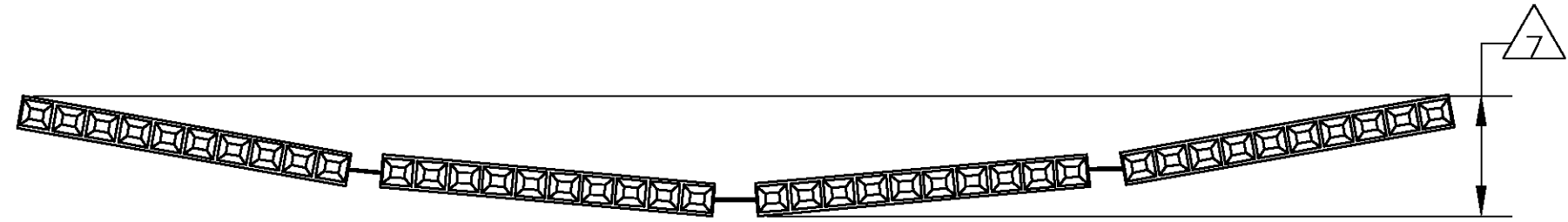
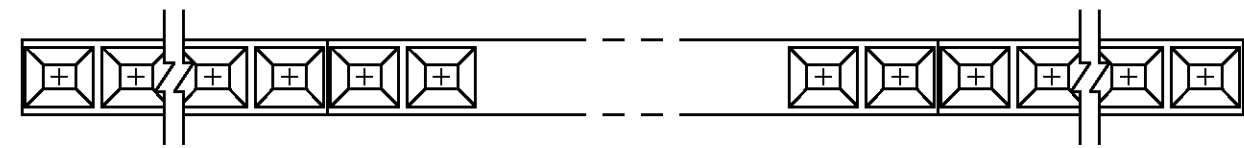


THIS DRAWING IS UNPUBLISHED. RELEASED FOR PUBLICATION
 © COPYRIGHT BY TYCO ELECTRONICS CORPORATION. ALL RIGHTS RESERVED.

LOC		DIST		REVISIONS			
P	LTR	DESCRIPTION		DATE	DWN	APVD	
	K	EC 0G3C 0760 04		24DEC04	BSV	JLG	



- 1 CONTACTS ARE LATCHED INTO THE PRELOAD WINDOWS
- 2 USE WITH #26-#30 AWG WIRE SIZE, .054/.030 INSULATION DIAMETER, .015 MAXIMUM INSULATION THICKNESS
- 3 THE DIMENSION APPLIES WITH THE FORWARD PRELOAD STOP IN CONTACT WITH THE HOUSING SURFACE
- 4 POINT OF MEASUREMENT FOR PLATING THICKNESS
- 5 ASSEMBLIES ARE JOINED BY THE CARRIER STRIP. ORDER QUANTITY REFLECTS TOTAL NUMBER OF INDIVIDUAL ASSEMBLIES REQUIRED. SEE TABLE FOR NUMBER OF ASSEMBLIES PER STRIP.
- 6 POINT OF MEASUREMENT FOR PLATING THICKNESS (INSIDE BEAMS)
- 7 MAXIMUM ALLOWABLE BOW OF ASSEMBLY NOT TO EXCEED .055.
- 8 CONTACTS: .000030 GOLD IN THE CONTACT AREA, .000050-.000100 BRIGHT TIN-LEAD ON THE TERMINATION AREA, ALL OVER .000050 NICKEL
- 9 CONTACTS: .000030 GOLD IN THE CONTACT AREA, .000050-.000100 MATTE TIN ON THE TERMINATION AREA, ALL OVER .000050 NICKEL



EXAMPLE: STRIP ASSEMBLY
SCALE 2:1

9	2	2.40	1.198	1-103688-1	12	6-104438-1
9	2	2.20	1.098	1-103688-0	11	6-104438-0
9	2	2.00	.998	103688-9	10	5-104438-9
9	2	1.80	.898	103688-8	9	5-104438-8
9	2	1.60	.798	103688-7	8	5-104438-7
9	2	1.40	.698	103688-6	7	5-104438-6
9	4	2.39	.598	103688-5	6	5-104438-5
9	4	1.99	.498	103688-4	5	5-104438-4
9	5	1.99	.398	103688-3	4	5-104438-3
9	5	1.49	.298	103688-2	3	5-104438-2
9	10	1.98	.198	103688-1	2	5-104438-1
8	2	2.40	1.198	1-103688-1	12	1-104438-1
8	2	2.20	1.098	1-103688-0	11	1-104438-0
8	2	2.00	.998	103688-9	10	104438-9
8	2	1.80	.898	103688-8	9	104438-8
8	2	1.60	.798	103688-7	8	104438-7
8	2	1.40	.698	103688-6	7	104438-6
8	4	2.39	.598	103688-5	6	104438-5
8	4	1.99	.498	103688-4	5	104438-4
8	5	1.99	.398	103688-3	4	104438-3
8	5	1.49	.298	103688-2	3	104438-2
8	10	1.98	.198	103688-1	2	104438-1
PLATING	6	B	A	HOUSING PART NUMBER	NO OF POSN	ASSEMBLY PART NUMBER ON STRIP

THIS DRAWING IS A CONTROLLED DOCUMENT.

DWN M PASTAL 7-12-88	Tyco Electronics Corporation Harrisburg, Pa 17105-3608
CHK P deJONG 7-12-88	
APVD -	NAME
PRODUCT SPEC 108-25034	RCPT ASSY AMPMODU MTE, SINGLE ROW, .100 CL, HIGH, PRESSURE FOR #26-30 AWG WIRE SIZE, STRIP FORM
APPLICATION SPEC 114-25026	SIZE CAGE CODE DRAWING NO RESTRICTED TO
WEIGHT -	A2 00779 C=104438
MATERIAL HOUSING: FLAME RETARDANT THERMOPLASTIC, COLOR: BLACK CONTACTS: PHOS BRONZE	CUSTOMER DRAWING SCALE 4:1 SHEET 1 OF 1 REV K